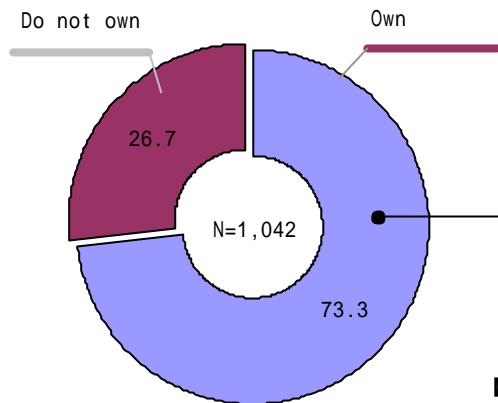


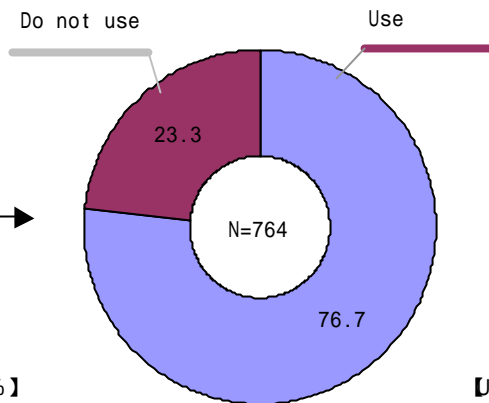
.State of the use of a personal computer (PC)

1.Rate of possessing a PC at home



【Unit :%】

2.Use of internet at home

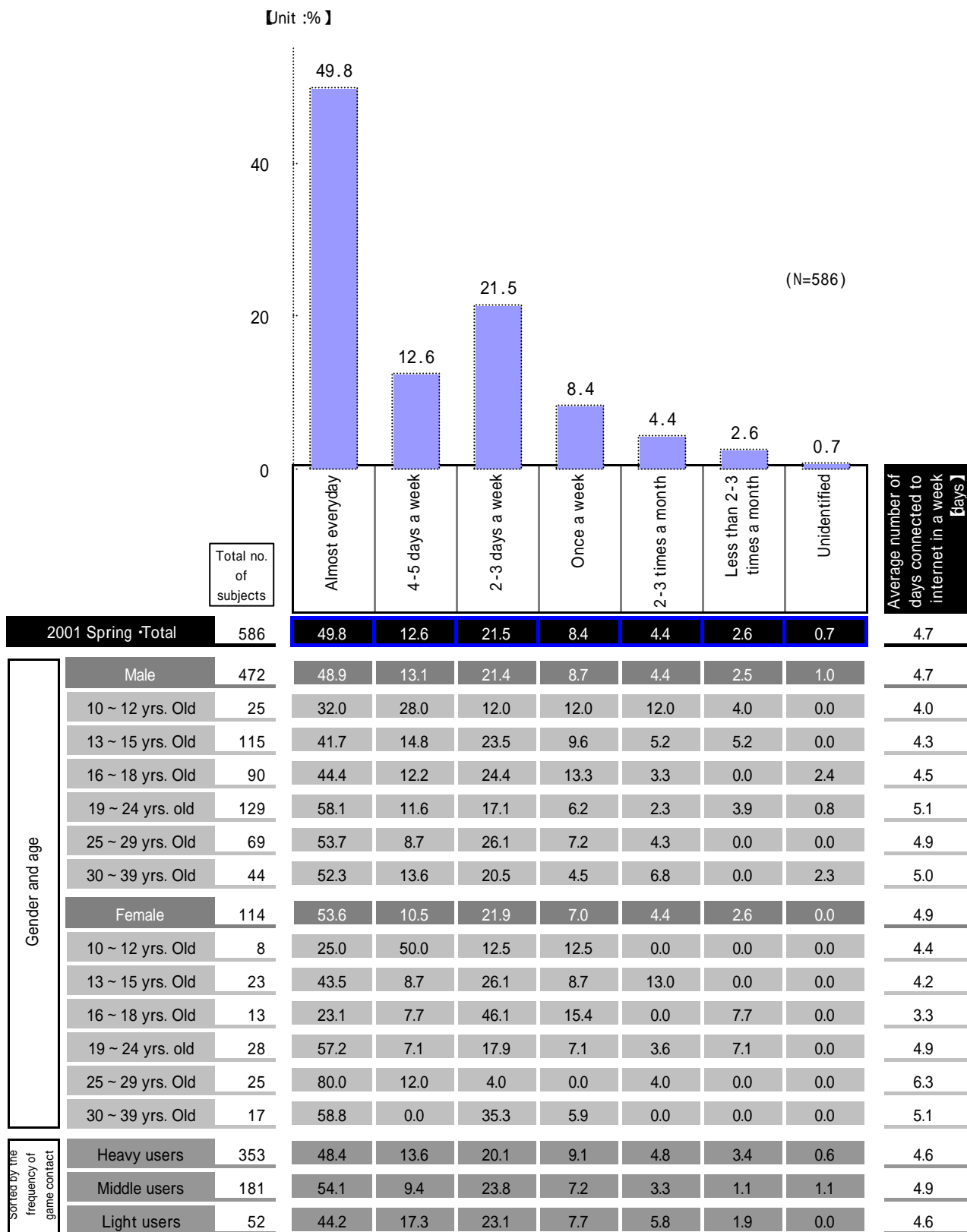


【Unit :%】

		Total no. of subjects	【Unit :%】				Total no. of subjects	【Unit :%】	
			Own	Do not own				Use	Do not use
2001 Spring -Total		1,042	73.3	26.7			764	76.7	23.3
Gender and age	Male	837	73.7	26.3			617	76.5	23.5
	10 ~ 12 yrs. Old	48	79.2	20.8			38	65.8	34.2
	13 ~ 15 yrs. Old	193	78.8	21.2			152	75.7	24.3
	16 ~ 18 yrs. Old	184	70.1	29.9			129	69.8	30.2
	19 ~ 24 yrs. old	212	75.9	24.1			161	80.1	19.9
	25 ~ 29 yrs. Old	121	71.9	28.1			87	79.3	20.7
	30 ~ 39 yrs. Old	79	63.3	36.7			50	88.0	12.0
	Female	205	71.7	28.3			147	77.6	22.4
	10 ~ 12 yrs. Old	21	57.1	42.9			12	66.7	33.3
	13 ~ 15 yrs. Old	36	77.8	22.2			28	82.1	17.9
	16 ~ 18 yrs. Old	29	75.9	24.1			22	59.1	40.9
	19 ~ 24 yrs. old	41	78.0	22.0			32	87.5	12.5
	25 ~ 29 yrs. Old	41	68.3	31.7			28	89.3	10.7
	30 ~ 39 yrs. Old	37	67.6	32.4			25	68.0	32.0
Sorted by the frequency of game contact	Heavy users	623	73.5	26.5			458	77.1	22.9
	Middle users	325	72.3	27.7			235	77.0	23.0
	Light users	94	75.5	24.5			71	73.2	26.8

•The rate of possessing a PC at home was above 70%. Nearly 80% of them surf the net at home. The proportion of internet use is highest among 30- to 39-year-old males and 25- to 29-year-old females.

3.Frequency of net surfing < among the subjects who surf the net at home >



< Method of calculating the average number of days connected to internet >
 「almost everyday」 :7days, 「4-5 days a week」 :4.5days, 「2-3days a week」 :2.5days, 「2-3days a month」 :0.3days, 「less than 2-3 days a month」 :0.1days.

•Approximately half of the internet users surfed the net "almost everyday" at home. The average number of days connected to internet in a week was 4.7 days. 25- to 29-year-old females, who scored the highest rate of net surfing at home, had the average of 6.3 days in a week connected to internet.